



# Winton Motor Raceway

## Round 2 : March 12 - 14



### AUSTRALIAN SUPERSPORT CHAMPIONSHIP

#### Qualifying 2

Date: 13/03/21  
 Event: Q08  
 Weather: Mostly cloudy - Temp: 33.0C  
 Track: Dry - Temp: 40.1C

Started at: 14:20:04  
 Laps: 25 Min  
 Starters: 19  
 Printed at: 15:06


#### PROVISIONAL CLASSIFICATION


Pos	No	Name	Machine	Fastest Lap	On Lap	Behind Leader	Behind Prev	Top Speed
1	17	Broc PEARSON (QLD) / City2Surf Locksmith / YRD	Yamaha YZF-R6	1:22.271	12 of 12			215
2	26	Tom EDWARDS (NSW) / Bikebiz / Inglis Plumbing	Yamaha YZF-R6	1:22.684	10 of 11	.413	.413	217
3	44	Tom BRAMICH (VIC) / Apex / The Bare Bird / Nolan / Ricondi	Yamaha YZF-R6	1:23.201	14 of 15	.930	.517	215
4	39	Scott NICHOLSON (VIC) / Traction Control M-sport / G. Williams Motorcycle Eng. / RST Moto / KYT	Yamaha YZF-R6	1:23.413	13 of 15	1.142	.212	214
5	68	Luke POWER (VIC) / PROWORX / Blayney M-c / Well Sprung M-c Suspension / Penrite Oil	Kawasaki ZX6R	1:23.664	9 of 14	1.393	.251	216
6	85	Ty LYNCH (SA) / Metcher Motorsport	Yamaha YZF-R6	1:23.703	10 of 10	1.432	.039	210
7	86	Dallas SKEER (SA) / Penrite Oils / Barry Francis M-c / Suzuki Aust. / Stefs Transport / Nolan Helmets	Suzuki GSXR	1:23.799	5 of 12	1.528	.096	213
8	308	John LYTRAS (QLD) / Caboolture Yamaha / Peregrine / AGV / TCX / Pirelli / RK / Motul / YRD	Yamaha YZF-R6	1:23.834	15 of 17	1.563	.035	213
9	127	Max STAUFFER (NSW) / MotoStars / RS+C / Doctor Mak / Yamaha / YRD / Motul / Pirelli	Yamaha YZF-R6	1:24.174	7 of 16	1.903	.340	216
10	28	Jack HYDE (NSW) / SSS Developments / YRD / Yamaha Aust. / Tony Hyde / WET4U Racefairings	Yamaha YZF-R6	1:24.315	10 of 16	2.044	.141	209
11	42	Jack PASSFIELD (NSW) / Stay Upright Rider Training / MCC Security / Dmoto / GASD Suspension	Yamaha YZF-R6	1:24.409	10 of 16	2.138	.094	209
12	46	Aidan HAYES (NSW) / Hayes Johnston Pty Ltd / Hayes Electrical / YRD / Sheppards Diesel	Yamaha YZF-R6	1:24.436	5 of 15	2.165	.027	211
13	61	Rhys BELLING (VIC) / LXI Racing / The Grinning Dingo / Yamaha Aust. / YRD / Trilec Services	Yamaha YZF-R6	1:24.577	8 of 14	2.306	.141	208
14	12	Joel TAYLOR (NSW) / JMT Civil	Yamaha YZF-R6	1:25.052	4 of 10	2.781	.475	208
15	96	Luke MITCHELL (NSW) / JNL Racing Yamaha	Yamaha YZF-R6	1:25.219	14 of 16	2.948	.167	211
16	74	Timothy LARGE (VIC) / RaceCenter / The Grinning Dingo / Ari Helmets / Coach Campbell	Yamaha YZF-R6	1:25.592	13 of 13	3.321	.373	207
17	10	Noel MAHON (VIC) / PROWORX / Blayney M-c / Well Sprung M-c Suspension / Penrite Oil	Kawasaki ZX6R	1:26.740	12 of 14	4.469	1.148	207
18	58	Mitchell KUHNE (QLD) / Shark Leathers / Phresh Ink / Nolan/X-Lite Helmets / TCX Boots / Liqui Moly	Yamaha YZF-R6	1:27.021	8 of 15	4.750	.281	209
19	23	Matthew LONG (TAS) / Reds M-cycle Repairs / Michelin / Reardons Maintenance	Yamaha YZF-R6	1:31.948	10 of 17	9.677	4.927	202


Current qualifying record for SS class - 1:22.264 by Tom EDWARDS (NSW) on a Yamaha YZF-R6 set on 13/03/21

\*\*\* RED FLAG WITH 7:30 REMAINING IN SESSION DUE TO CRASH AT TURN 2 INVOLVING NO. 85 (T. LYNCH). SESSION RE-STARTED FOR REMAINING TIME AFTER AIRFENCE REPAIR \*\*\*

The results are provisional until the end of the time limit for protests and appeals.

  
 Chief Timekeeper - Scott Lang

  
 Race Director - Tom Williams

  
 Clerk of Course - Paul Hinds



[www.computime.com.au](http://www.computime.com.au)  
 COMPUTIME RACE TIMING SYSTEMS PTY LTD





# Winton Motor Raceway

## Round 2 : March 12 - 14



### AUSTRALIAN SUPERSPORT CHAMPIONSHIP

#### Qualifying 2

Date: 13/03/21  
 Event: Q08  
 Weather: Mostly cloudy - Temp: 33.0C  
 Track: Dry - Temp: 40.1C


Started at: 14:20:04  
 Laps: 25 Min  
 Starters: 19  
 Printed at: 15:06


#### PROVISIONAL LAP TIMES


No	Name	Lap 1	Lap 2	Lap 3	Lap 4	Lap 5	Lap 6	Lap 7	Lap 8	Lap 9	Lap 10
10	Noel MAHON (VIC)	1:33.063	1:27.714	1:26.866	3:09.071	1:39.378	1:27.776	1:27.476	1:32.016	17:12.628	1:33.655
10		1:27.087	<b>1:26.740</b>	1:27.139	1:36.426						
12	Joel TAYLOR (NSW)	1:30.738	1:26.625	1:25.735	<b>1:25.052</b>	24:46.491	1:32.119	1:25.315	1:25.296	1:25.062	1:25.265
17	Broc PEARSON (QLD)	1:36.807	1:22.974	1:23.032	1:22.574	1:37.212	1:22.667	5:31.008	14:59.312	1:37.044	1:30.866
10		1:22.448	<b>1:22.271</b>								
23	Matthew LONG (TAS)	1:39.985	1:34.580	1:33.036	1:33.731	1:32.168	1:32.698	1:32.155	1:32.574	1:33.082	<b>1:31.948</b>
10		1:34.133	14:44.507	1:41.501	1:33.273	1:32.785	1:32.033	1:32.933			
26	Tom EDWARDS (NSW)	1:40.114	1:23.657	1:23.222	9:38.789	1:42.999	14:30.083	1:32.329	1:23.286	1:23.780	<b>1:22.684</b>
10		1:23.112									
28	Jack HYDE (NSW)	1:36.080	1:25.773	1:25.069	1:24.485	2:34.550	1:43.812	1:25.166	1:25.582	1:24.497	<b>1:24.315</b>
10		14:50.633	1:35.950	1:24.951	1:24.866	1:24.920	1:25.844				
39	Scott NICHOLSON (VIC)	1:31.415	1:24.807	1:25.583	1:24.104	3:20.141	1:27.439	1:24.229	4:11.401	14:32.536	1:28.395
10		1:23.504	1:23.645	<b>1:23.413</b>	1:27.200	1:23.972					
42	Jack PASSFIELD (NSW)	1:33.500	1:25.298	1:25.757	1:24.834	3:08.365	1:32.239	1:24.674	1:24.596	1:24.458	<b>1:24.409</b>
10		14:20.539	1:37.169	1:32.281	1:24.529	1:25.047	1:25.001				
44	Tom BRAMICH (VIC)	1:32.663	1:25.608	1:24.428	1:25.518	1:23.730	4:17.154	1:31.874	1:23.522	1:23.831	15:17.525
10		1:48.084	1:31.102	1:23.599	<b>1:23.201</b>	1:25.005					
46	Aidan HAYES (NSW)	1:31.811	1:24.927	1:24.971	1:24.737	<b>1:24.436</b>	1:25.547	6:54.945	1:33.261	14:04.769	1:30.061
10		1:25.114	1:25.447	1:25.597	1:25.590	1:26.235					
58	Mitchell KUHNE (QLD)	1:33.018	1:29.388	1:28.131	1:28.558	1:28.438	1:29.286	1:27.650	<b>1:27.021</b>	18:52.652	1:32.967
10		1:27.393	1:27.194	1:27.324	1:27.242	1:27.908					
61	Rhys BELLING (VIC)	1:31.177	1:26.000	1:30.299	1:25.588	3:27.724	1:41.779	1:25.695	<b>1:24.577</b>	1:24.676	1:24.997
10		13:35.605	1:33.194	5:13.648	1:33.792						
68	Luke POWER (VIC)	1:28.802	1:24.668	1:25.233	2:46.317	1:29.790	2:50.433	1:29.739	1:23.945	<b>1:23.664</b>	15:27.724
10		1:33.809	1:24.549	1:23.909	1:23.915						
74	Timothy LARGE (VIC)	1:33.222	1:28.198	1:26.472	5:14.742	1:32.288	1:26.754	1:26.818	16:27.676	1:30.833	1:26.566
10		1:25.909	1:26.489	<b>1:25.592</b>							
85	Ty LYNCH (SA)	1:29.232	1:24.293	1:24.067	1:23.884	1:23.771	1:24.104	1:24.506	2:51.260	1:28.081	<b>1:23.703</b>
86	Dallas SKEER (SA)	1:30.957	1:25.803	1:24.700	1:24.287	<b>1:23.799</b>	1:23.885	1:24.180	20:55.056	1:36.300	1:24.889
10		1:24.550	1:24.359								
96	Luke MITCHELL (NSW)	1:34.675	1:26.494	1:26.193	2:55.476	1:37.375	1:25.685	1:25.989	1:25.876	3:46.481	14:05.327
10		1:32.955	1:25.955	1:26.099	<b>1:25.219</b>	1:25.264	1:25.348				
127	Max STAUFFER (NSW)	1:30.462	1:24.292	1:24.279	2:52.245	1:30.849	1:24.950	<b>1:24.174</b>	2:30.344	1:31.946	1:25.320
10		14:17.818	1:34.394	1:26.595	1:25.934	1:24.230	1:25.816				
308	John LYTRAS (QLD)	1:30.543	1:25.457	1:24.464	1:24.325	1:24.155	1:24.061	3:40.300	1:29.848	1:24.541	1:24.214
10		14:37.353	1:28.950	1:24.032	1:23.872	<b>1:23.834</b>	1:24.043	1:24.046			

\*\*\* RED FLAG WITH 7:30 REMAINING IN SESSION DUE TO CRASH AT TURN 2 INVOLVING NO. 85 (T. LYNCH). SESSION RE-STARTED FOR REMAINING TIME AFTER AIRFENCE REPAIR \*\*\*

The results are provisional until the end of the time limit for protests and appeals.

  
 Chief Timekeeper - Scott Lang

  
 Race Director - Tom Williams

  
 Clerk of Course - Paul Hinds





# Winton Motor Raceway

## Round 2 : March 12 - 14



### AUSTRALIAN SUPERSPORT CHAMPIONSHIP

#### Qualifying 2

Date: 13/03/21  
 Event: Q08  
 Weather: Mostly cloudy - Temp: 33.0C  
 Track: Dry - Temp: 40.1C

Started at: 14:20:04  
 Laps: 25 Min  
 Starters: 19  
 Printed at: 15:06

#### PROVISIONAL SPLIT TIMES

Lap	Split 1	Split 2	Split 3	Split 4	Lap Time	Lap	Split 1	Split 2	Split 3	Split 4	Lap Time
<b>10 Noel MAHON (VIC) (17th)</b>						<b>23 Matthew LONG (TAS) (19th)</b>					
1	15.727	15.234	32.248	29.854	1:33.063 P	1	17.026	16.604	35.394	30.961	1:39.985 P
2	12.481	14.804	31.642	28.787	1:27.714	2	13.222	16.239	34.695	30.424	1:34.580
3	12.190	14.682	<b>31.383</b>	28.611	1:26.866	3	12.908	16.095	33.560	30.473	1:33.036
4	<b>12.160</b>	14.619	32.647	2:09.645	3:09.071	4	13.219	16.154	34.086	30.272	1:33.731
5	22.922	15.322	32.109	29.025	1:39.378 P	5	12.761	15.745	33.690	<b>29.972</b>	1:32.168
6	12.313	14.619	31.857	28.987	1:27.776	6	12.855	15.700	33.721	30.422	1:32.698
7	12.274	14.797	31.474	28.931	1:27.476	7	<b>12.756</b>	<b>15.503</b>	33.757	30.139	1:32.155
8	12.625	16.184	33.662	29.545	1:32.016	8	12.903	15.721	33.806	30.144	1:32.574
9	12.369	14.871	31.896	16:13.492	17:12.628	9	13.050	15.726	34.145	30.161	1:33.082
10	16.417	15.569	32.670	28.999	1:33.655 P	10	12.764	15.527	33.677	29.980	<b>1:31.948</b>
11	12.239	14.559	31.553	28.736	1:27.087	11	13.253	16.056	34.045	30.779	1:34.133
12	12.261	14.555	31.478	<b>28.446</b>	<b>1:26.740</b>	12	13.837	17.985	38.001	13:34.684	14:44.507
13	12.341	<b>14.503</b>	31.608	28.687	1:27.139	13	17.020	17.150	35.672	31.659	1:41.501 P
14	13.273	16.012	34.004	33.137	1:36.426	14	13.266	15.881	33.914	30.212	1:33.273
						15	13.141	15.926	33.608	30.110	1:32.785
						16	12.854	15.521	<b>33.533</b>	30.125	1:32.033
						17	12.943	15.852	33.578	30.560	1:32.933
<b>12 Joel TAYLOR (NSW) (14th)</b>						<b>26 Tom EDWARDS (NSW) (2nd)</b>					
1	14.958	14.898	32.057	28.825	1:30.738 P	1	25.578	14.649	30.878	29.009	1:40.114 P
2	12.172	14.274	31.135	29.044	1:26.625	2	11.781	14.195	30.192	27.489	1:23.657
3	12.001	14.171	31.089	28.474	1:25.735	3	11.615	14.043	30.075	27.489	1:23.222
4	11.896	14.134	30.869	28.153	<b>1:25.052</b>	4	11.606	14.903	31.865	8:40.415	9:38.789
5	<b>11.866</b>	<b>14.004</b>	<b>30.828</b>	23:49.793	24:46.491	5	25.953	17.667	31.269	28.110	1:42.999 P
6	15.799	15.641	32.017	28.662	1:32.119 P	6	13.996	15.072	32.272	13:28.743	14:30.083
7	11.966	14.104	30.875	28.370	1:25.315	7	15.516	14.682	32.823	29.308	1:32.329 P
8	12.004	14.200	30.865	28.227	1:25.296	8	11.653	14.053	30.146	27.434	1:23.286
9	11.925	14.054	30.998	<b>28.085</b>	1:25.062	9	11.844	14.329	30.175	27.432	1:23.780
10	11.944	14.201	30.960	28.160	1:25.265	10	<b>11.519</b>	<b>13.866</b>	<b>29.842</b>	27.457	<b>1:22.684</b>
						11	11.523	14.217	30.069	<b>27.303</b>	1:23.112
<b>17 Broc PEARSON (QLD) (1st)</b>						<b>28 Jack HYDE (NSW) (10th)</b>					
1	22.973	14.579	31.367	27.888	1:36.807 P	1	17.971	16.419	32.787	28.903	1:36.080 P
2	11.541	13.845	30.061	27.527	1:22.974	2	11.871	14.479	31.143	28.280	1:25.773
3	<b>11.444</b>	14.073	30.121	27.394	1:23.032	3	11.617	14.318	30.935	28.199	1:25.069
4	11.534	13.942	29.784	27.314	1:22.574	4	11.684	14.270	30.577	27.954	1:24.485
5	15.828	19.316	33.461	28.607	1:37.212	5	12.505	15.718	33.022	1:33.305	2:34.550
6	11.473	<b>13.780</b>	29.806	27.608	1:22.667	6	23.448	17.320	34.569	28.475	1:43.812 P
7	11.913	14.684	31.685	4:32.726	5:31.008	7	11.866	14.462	30.695	28.143	1:25.166
8	21.453	21.431	34.408	13:42.020	14:59.312 P	8	<b>11.583</b>	14.321	30.945	28.733	1:25.582
9	17.852	17.324	32.577	29.291	1:37.044 P						
10	11.504	14.332	35.263	29.767	1:30.866						
11	11.531	13.869	29.787	27.261	1:22.448						
12	11.469	13.856	<b>29.761</b>	<b>27.185</b>	<b>1:22.271</b>						

*Scott Laing*  
 Chief Timekeeper - Scott Laing

*Tom Williams*  
 Race Director - Tom Williams

*Paul Hinds*  
 Clerk of Course - Paul Hinds





# Winton Motor Raceway

## Round 2 : March 12 - 14



### AUSTRALIAN SUPERSPORT CHAMPIONSHIP

#### Qualifying 2

Date: 13/03/21  
 Event: Q08  
 Weather: Mostly cloudy - Temp: 33.0C  
 Track: Dry - Temp: 40.1C

Started at: 14:20:04  
 Laps: 25 Min  
 Starters: 19  
 Printed at: 15:06

#### PROVISIONAL SPLIT TIMES

Lap	Split 1	Split 2	Split 3	Split 4	Lap Time	Lap	Split 1	Split 2	Split 3	Split 4	Lap Time
9	11.748	14.201	<b>30.507</b>	28.041	1:24.497	15	<b>11.688</b>	14.295	30.851	28.213	1:25.047
10	11.708	14.178	30.522	<b>27.907</b>	<b>1:24.315</b>	16	11.800	14.303	30.620	28.278	1:25.001
11	11.671	<b>14.166</b>	33.663	13:51.133	14:50.633	<b>44 Tom BRAMICH (VIC) (3rd)</b>					
12	19.091	15.578	32.808	28.473	1:35.950 P	1	15.933	15.421	32.652	28.657	1:32.663 P
13	11.737	14.548	30.581	28.085	1:24.951	2	11.937	14.562	30.932	28.177	1:25.608
14	12.027	14.178	30.588	28.073	1:24.866	3	11.756	14.309	30.439	27.924	1:24.428
15	11.692	14.222	30.611	28.395	1:24.920	4	11.676	14.757	31.158	27.927	1:25.518
16	11.801	14.376	30.991	28.676	1:25.844	5	11.630	14.222	30.294	27.584	1:23.730
<b>39 Scott NICHOLSON (VIC) (4th)</b>						6	12.262	15.139	33.200	3:16.553	4:17.154
1	15.700	14.665	32.424	28.626	1:31.415 P	7	17.741	14.579	31.401	28.153	1:31.874 P
2	11.897	14.007	30.983	27.920	1:24.807	8	11.761	14.091	<b>30.081</b>	27.589	1:23.522
3	11.626	14.034	31.618	28.305	1:25.583	9	11.791	14.132	30.327	27.581	1:23.831
4	11.742	13.918	30.655	27.789	1:24.104	10	12.573	16.120	33.123	14:15.709	15:17.525
5	11.604	14.206	31.601	2:22.730	3:20.141	11	19.246	19.292	38.972	30.574	1:48.084 P
6	14.145	14.216	31.142	27.936	1:27.439 P	12	12.272	14.602	34.036	30.192	1:31.102
7	11.778	14.101	30.433	27.917	1:24.229	13	11.681	14.057	30.259	27.602	1:23.599
8	11.642	14.002	30.777	3:14.980	4:11.401	14	<b>11.492</b>	<b>14.018</b>	30.170	<b>27.521</b>	<b>1:23.201</b>
9	17.613	21.495	34.099	13:19.329	14:32.536 P	15	11.776	14.501	30.759	27.969	1:25.005
10	14.674	14.276	31.313	28.132	1:28.395 P	<b>46 Aidan HAYES (NSW) (12th)</b>					
11	11.592	13.847	<b>30.333</b>	27.732	1:23.504	1	16.377	15.375	31.687	28.372	1:31.811 P
12	11.669	<b>13.809</b>	30.440	27.727	1:23.645	2	11.897	14.311	30.598	28.121	1:24.927
13	<b>11.560</b>	13.883	30.391	<b>27.579</b>	<b>1:23.413</b>	3	11.976	14.314	30.667	<b>28.014</b>	1:24.971
14	11.624	13.886	32.053	29.637	1:27.200	4	11.907	14.290	30.497	28.043	1:24.737
15	11.751	13.828	30.516	27.877	1:23.972	5	11.733	<b>14.171</b>	<b>30.188</b>	28.344	<b>1:24.436</b>
<b>42 Jack PASSFIELD (NSW) (11th)</b>						6	<b>11.692</b>	14.242	31.287	28.326	1:25.547
1	16.787	15.700	32.371	28.642	1:33.500 P	7	11.890	14.402	32.005	5:56.648	6:54.945
2	11.936	14.422	30.633	28.307	1:25.298	8	18.968	14.881	31.116	28.296	1:33.261 P
3	11.903	14.462	30.914	28.478	1:25.757	9	12.229	14.524	34.296	13:03.720	14:04.769
4	11.767	14.240	30.683	28.144	1:24.834	10	15.881	14.834	31.136	28.210	1:30.061 P
5	11.928	14.503	30.633	2:11.301	3:08.365	11	11.784	14.296	30.732	28.302	1:25.114
6	16.629	15.384	31.762	28.464	1:32.239 P	12	11.926	14.388	30.871	28.262	1:25.447
7	11.743	14.316	30.529	28.086	1:24.674	13	11.872	14.511	30.930	28.284	1:25.597
8	11.757	14.226	30.488	28.125	1:24.596	14	11.735	14.265	30.990	28.600	1:25.590
9	11.704	14.212	30.522	28.020	1:24.458	15	11.794	14.422	31.312	28.707	1:26.235
10	11.815	<b>14.208</b>	<b>30.386</b>	28.000	<b>1:24.409</b>	<b>58 Mitchell KUHNE (QLD) (18th)</b>					
11	13.551	20.244	39.432	13:07.312	14:20.539	1	15.502	15.434	32.731	29.351	1:33.018 P
12	18.670	15.928	33.340	29.231	1:37.169 P	2	12.405	15.132	32.583	29.268	1:29.388
13	12.144	14.835	36.055	29.247	1:32.281	3	12.224	14.922	32.305	28.680	1:28.131
14	11.722	14.318	30.492	<b>27.997</b>	1:24.529						

*Scott Laing*  
 Chief Timekeeper - Scott Laing

*Tom Williams*  
 Race Director - Tom Williams

*Paul Hinds*  
 Clerk of Course - Paul Hinds





# Winton Motor Raceway

## Round 2 : March 12 - 14



### AUSTRALIAN SUPERSPORT CHAMPIONSHIP

#### Qualifying 2

Date: 13/03/21  
 Event: Q08  
 Weather: Mostly cloudy - Temp: 33.0C  
 Track: Dry - Temp: 40.1C

Started at: 14:20:04  
 Laps: 25 Min  
 Starters: 19  
 Printed at: 15:06

#### PROVISIONAL SPLIT TIMES

Lap	Split 1	Split 2	Split 3	Split 4	Lap Time	Lap	Split 1	Split 2	Split 3	Split 4	Lap Time
4	12.224	14.812	32.560	28.962	1:28.558	12	11.870	14.144	30.606	27.929	1:24.549
5	12.046	14.960	32.387	29.045	1:28.438	13	11.735	14.020	30.239	27.915	1:23.909
6	12.387	14.876	32.840	29.183	1:29.286	14	11.784	14.103	30.280	27.748	1:23.915
7	12.378	14.819	31.955	<b>28.498</b>	1:27.650						
8	12.160	<b>14.687</b>	31.663	28.511	<b>1:27.021</b>	<b>74 Timothy LARGE (VIC) (16th)</b>					
9	12.186	14.911	35.152	17:50.403	18:52.652	1	15.872	15.239	32.989	29.122	1:33.222 P
10	16.138	15.364	32.247	29.218	1:32.967 P	2	12.212	14.530	32.089	29.367	1:28.198
11	12.223	14.741	31.813	28.616	1:27.393	3	12.088	14.287	31.627	28.470	1:26.472
12	12.094	14.778	31.824	<b>28.498</b>	1:27.194	4	12.384	14.423	31.443	4:16.492	5:14.742
13	12.180	14.833	31.801	28.510	1:27.324	5	16.426	14.742	31.483	29.637	1:32.288 P
14	<b>12.025</b>	14.970	<b>31.541</b>	28.706	1:27.242	6	12.046	14.203	<b>31.186</b>	29.319	1:26.754
15	12.186	14.932	31.940	28.850	1:27.908	7	12.166	14.543	31.536	28.573	1:26.818
						8	11.925	14.159	31.791	15:29.801	16:27.676
						9	15.875	14.614	31.981	28.363	1:30.833 P
<b>61 Rhys BELLING (VIC) (13th)</b>						10	<b>11.918</b>	14.232	31.366	29.050	1:26.566
1	15.785	14.753	32.051	28.588	1:31.177 P	11	11.936	<b>14.155</b>	31.281	28.537	1:25.909
2	11.896	14.431	31.244	28.429	1:26.000	12	12.081	14.268	31.850	28.290	1:26.489
3	11.921	15.264	34.592	28.522	1:30.299	13	11.940	14.186	31.330	<b>28.136</b>	<b>1:25.592</b>
4	11.854	14.326	31.215	28.193	1:25.588						
5	12.101	14.464	31.223	2:29.936	3:27.724	<b>85 Ty LYNCH (SA) (6th)</b>					
6	17.568	15.450	35.868	32.893	1:41.779 P	1	15.669	14.245	30.909	28.409	1:29.232 P
7	11.975	14.270	31.099	28.351	1:25.695	2	11.871	14.036	30.241	28.145	1:24.293
8	11.775	<b>14.098</b>	<b>30.754</b>	27.950	<b>1:24.577</b>	3	11.722	14.103	30.351	27.891	1:24.067
9	11.792	14.161	30.851	<b>27.872</b>	1:24.676	4	11.678	14.022	30.431	<b>27.753</b>	1:23.884
10	11.805	14.172	30.949	28.071	1:24.997	5	<b>11.618</b>	13.986	30.233	27.934	1:23.771
11	16.844	20.688	38.893	12:19.180	13:35.605	6	11.765	<b>13.972</b>	30.337	28.030	1:24.104
12	16.785	15.419	32.626	28.364	1:33.194 P	7	11.727	14.133	30.605	28.041	1:24.506
13	<b>11.752</b>	14.397	31.201	4:16.298	5:13.648	8	11.976	14.057	31.605	1:53.622	2:51.260
14	16.231	15.072	33.739	28.750	1:33.792 P	9	14.891	14.260	30.816	28.114	1:28.081 P
						10	11.786	13.980	<b>30.104</b>	27.833	<b>1:23.703</b>
<b>68 Luke POWER (VIC) (5th)</b>						<b>86 Dallas SKEER (SA) (7th)</b>					
1	15.077	14.438	31.162	28.125	1:28.802 P	1	14.899	15.036	32.306	28.716	1:30.957 P
2	11.840	14.153	30.469	28.206	1:24.668	2	12.154	14.606	30.991	28.052	1:25.803
3	11.772	14.305	30.575	28.581	1:25.233	3	11.731	14.219	30.677	28.073	1:24.700
4	<b>11.713</b>	<b>13.970</b>	30.521	1:50.113	2:46.317	4	11.721	14.126	30.628	27.812	1:24.287
5	15.472	14.359	31.529	28.430	1:29.790 P	5	11.596	14.122	30.454	<b>27.627</b>	<b>1:23.799</b>
6	11.875	14.117	30.281	1:54.160	2:50.433	6	11.697	14.086	<b>30.417</b>	27.685	1:23.885
7	16.206	14.133	30.863	28.537	1:29.739 P	7	<b>11.591</b>	14.153	30.585	27.851	1:24.180
8	11.879	14.018	30.285	27.763	1:23.945	8	12.800	17.770	35.738	19:48.748	20:55.056
9	11.782	13.976	<b>30.224</b>	<b>27.682</b>	<b>1:23.664</b>	9	17.382	15.789	34.601	28.528	1:36.300 P
10	11.760	17.859	34.682	14:23.423	15:27.724						
11	17.136	15.114	32.957	28.602	1:33.809 P						

*Scott Laing*  
 Chief Timekeeper - Scott Laing

*Tom Williams*  
 Race Director - Tom Williams

*Paul Hinds*  
 Clerk of Course - Paul Hinds





# Winton Motor Raceway

## Round 2 : March 12 - 14



### AUSTRALIAN SUPERSPORT CHAMPIONSHIP

#### Qualifying 2

Date: 13/03/21  
 Event: Q08  
 Weather: Mostly cloudy - Temp: 33.0C  
 Track: Dry - Temp: 40.1C

Started at: 14:20:04  
 Laps: 25 Min  
 Starters: 19  
 Printed at: 15:06

#### PROVISIONAL SPLIT TIMES

Lap	Split 1	Split 2	Split 3	Split 4	Lap Time	Lap	Split 1	Split 2	Split 3	Split 4	Lap Time
10	11.797	14.209	30.705	28.178	1:24.889	8	11.931	<b>14.068</b>	33.840	1:30.505	2:30.344
11	11.827	14.145	30.745	27.833	1:24.550	9	16.978	14.820	32.050	28.098	1:31.946 P
12	11.743	<b>14.077</b>	30.617	27.922	1:24.359	10	12.020	14.319	31.247	27.734	1:25.320
<b>96 Luke MITCHELL (NSW) (15th)</b>						11	15.404	16.442	33.252	13:12.720	14:17.818
1	16.470	15.885	32.987	29.333	1:34.675 P	12	19.216	15.491	31.484	28.203	1:34.394 P
2	12.097	14.465	31.420	28.512	1:26.494	13	12.544	14.356	31.964	27.731	1:26.595
3	11.951	14.488	31.378	28.376	1:26.193	14	11.991	14.146	32.144	27.653	1:25.934
4	11.966	14.714	32.816	1:55.980	2:55.476	15	<b>11.676</b>	14.110	30.935	<b>27.509</b>	1:24.230
5	15.953	14.904	33.137	33.381	1:37.375 P	16	12.020	14.793	31.014	27.989	1:25.816
6	11.847	14.410	31.182	28.246	1:25.685	<b>308 John LYTRAS (QLD) (8th)</b>					
7	11.804	14.495	31.225	28.465	1:25.989	1	16.048	14.810	31.493	28.192	1:30.543 P
8	11.832	14.473	31.307	28.264	1:25.876	2	12.136	14.276	30.754	28.291	1:25.457
9	12.612	16.802	32.535	2:44.532	3:46.481	3	11.881	14.165	30.514	27.904	1:24.464
10	21.447	17.652	36.319	12:49.909	14:05.327 P	4	11.811	14.228	30.538	27.748	1:24.325
11	15.970	15.579	32.695	28.711	1:32.955 P	5	11.878	14.154	30.502	27.621	1:24.155
12	12.066	14.414	31.140	28.335	1:25.955	6	11.785	14.154	30.503	27.619	1:24.061
13	11.861	14.421	31.173	28.644	1:26.099	7	12.295	14.525	31.320	2:42.160	3:40.300
14	<b>11.737</b>	14.320	31.104	<b>28.058</b>	<b>1:25.219</b>	8	15.915	14.787	31.148	27.998	1:29.848 P
15	11.847	<b>14.311</b>	<b>31.037</b>	28.069	1:25.264	9	11.893	14.310	30.571	27.767	1:24.541
16	11.798	14.328	31.075	28.147	1:25.348	10	11.848	14.168	30.481	27.717	1:24.214
<b>127 Max STAUFFER (NSW) (9th)</b>						11	11.806	14.171	<b>30.270</b>	13:41.106	14:37.353
1	15.940	14.551	31.720	28.251	1:30.462 P	12	15.781	14.383	30.928	27.858	1:28.950 P
2	11.851	14.089	30.652	27.700	1:24.292	13	11.767	14.125	30.583	27.557	1:24.032
3	11.751	14.096	30.855	27.577	1:24.279	14	<b>11.682</b>	14.095	30.513	27.582	1:23.872
4	12.185	14.279	33.279	1:52.502	2:52.245	15	11.773	14.131	30.445	<b>27.485</b>	<b>1:23.834</b>
5	16.564	14.634	31.736	27.915	1:30.849 P	16	11.728	<b>14.088</b>	30.498	27.729	1:24.043
6	11.983	14.154	<b>30.568</b>	28.245	1:24.950	17	11.779	14.121	30.484	27.662	1:24.046
7	11.957	14.070	30.594	27.553	<b>1:24.174</b>						

\*\*\* RED FLAG WITH 7:30 REMAINING IN SESSION DUE TO CRASH AT TURN 2 INVOLVING NO. 85 (T. LYNCH). SESSION RE-STARTED FOR REMAINING TIME AFTER AIRFENCE REPAIR \*\*\*

The results are provisional until the end of the time limit for protests and appeals.

*Scott Laing*  
 Chief Timekeeper - Scott Laing

*Tom Williams*  
 Race Director - Tom Williams

*Paul Hinds*  
 Clerk of Course - Paul Hinds



[www.computime.com.au](http://www.computime.com.au)  
 COMPUTIME RACE TIMING SYSTEMS PTY LTD





# Winton Motor Raceway

## Round 2 : March 12 - 14



### AUSTRALIAN SUPERSPORT CHAMPIONSHIP

#### Qualifying 2

Date: 13/03/21  
 Event: Q08  
 Weather: Mostly cloudy - Temp: 33.0C  
 Track: Dry - Temp: 40.1C


Started at: 14:20:04  
 Laps: 25 Min  
 Starters: 19  
 Printed at: 15:06


### PROVISIONAL FASTEST LAPS SEQUENCE


Race Time	No	Name	Machine	Fastest Lap	On Lap
1:32.158	308	John LYTRAS (QLD)	Yamaha YZF-R6	1:30.543	1
2:03.875	127	Max STAUFFER (NSW)	Yamaha YZF-R6	1:30.462	1
2:04.783	68	Luke POWER (VIC)	Kawasaki ZX6R	1:28.802	1
2:57.615	308	John LYTRAS (QLD)	Yamaha YZF-R6	1:25.457	2
2:59.390	46	Aidan HAYES (NSW)	Yamaha YZF-R6	1:24.927	2
3:28.167	127	Max STAUFFER (NSW)	Yamaha YZF-R6	1:24.292	2
4:44.639	26	Tom EDWARDS (NSW)	Yamaha YZF-R6	1:23.657	2
5:34.713	17	Broc PEARSON (QLD)	Yamaha YZF-R6	1:22.974	2
8:20.319	17	Broc PEARSON (QLD)	Yamaha YZF-R6	1:22.574	4
36:20.876	17	Broc PEARSON (QLD)	Yamaha YZF-R6	1:22.448	11
37:43.147	17	Broc PEARSON (QLD)	Yamaha YZF-R6	1:22.271	12

\*\*\* RED FLAG WITH 7:30 REMAINING IN SESSION DUE TO CRASH AT TURN 2 INVOLVING NO. 85 (T. LYNCH). SESSION RE-STARTED FOR REMAINING TIME AFTER AIRFENCE REPAIR \*\*\*

The results are provisional until the end of the time limit for protests and appeals.

  
 Chief Timekeeper - Scott Laing

  
 Race Director - Tom Williams

  
 Clerk of Course - Paul Hinds



[www.computime.com.au](http://www.computime.com.au)  
 COMPUTIME RACE TIMING SYSTEMS PTY LTD





# Winton Motor Raceway

## Round 2 : March 12 - 14



### AUSTRALIAN SUPERSPORT CHAMPIONSHIP

#### Qualifying 2

Date: 13/03/21  
 Event: Q08  
 Weather: Mostly cloudy - Temp: 33.0C  
 Track: Dry - Temp: 40.1C

Started at: 14:20:04  
 Laps: 25 Min  
 Starters: 19  
 Printed at: 15:07


#### PROVISIONAL BEST PARTIAL TIMES


Pos	Split 1		Split 2		Split 3		Split 4		LAP		Ideal	Fastest
	Name	Time	Name	Time	Name	Time	Name	Time	Name			
1	B. PEARSON	11.444	B. PEARSON	13.780	B. PEARSON	29.761	B. PEARSON	27.185	B. PEARSON	1:22.170	1:22.271	
2	T. BRAMICH	11.492	S. NICHOLSO	13.809	T. EDWARDS	29.842	T. EDWARDS	27.303	T. EDWARDS	1:22.530	1:22.684	
3	T. EDWARDS	11.519	T. EDWARDS	13.866	T. BRAMICH	30.081	J. LYTRAS	27.485	T. BRAMICH	1:23.112	1:23.201	
4	S. NICHOLSO	11.560	L. POWER	13.970	T. LYNCH	30.104	M. STAUFFER	27.509	S. NICHOLSO	1:23.281	1:23.413	
5	J. HYDE	11.583	T. LYNCH	13.972	A. HAYES	30.188	T. BRAMICH	27.521	T. LYNCH	1:23.447	1:23.703	
6	D. SKEER	11.591	J. TAYLOR	14.004	L. POWER	30.224	S. NICHOLSO	27.579	J. LYTRAS	1:23.525	1:23.834	
7	T. LYNCH	11.618	T. BRAMICH	14.018	J. LYTRAS	30.270	D. SKEER	27.627	L. POWER	1:23.589	1:23.664	
8	M. STAUFFER	11.676	M. STAUFFER	14.068	S. NICHOLSO	30.333	L. POWER	27.682	D. SKEER	1:23.712	1:23.799	
9	J. LYTRAS	11.682	D. SKEER	14.077	J. PASSFIELD	30.386	T. LYNCH	27.753	M. STAUFFER	1:23.821	1:24.174	
10	J. PASSFIELD	11.688	J. LYTRAS	14.088	D. SKEER	30.417	R. BELLING	27.872	A. HAYES	1:24.065	1:24.436	
11	A. HAYES	11.692	R. BELLING	14.098	J. HYDE	30.507	J. HYDE	27.907	J. HYDE	1:24.163	1:24.315	
12	L. POWER	11.713	T. LARGE	14.155	M. STAUFFER	30.568	J. PASSFIELD	27.997	J. PASSFIELD	1:24.279	1:24.409	
13	L. MITCHELL	11.737	J. HYDE	14.166	R. BELLING	30.754	A. HAYES	28.014	R. BELLING	1:24.476	1:24.577	
14	R. BELLING	11.752	A. HAYES	14.171	J. TAYLOR	30.828	L. MITCHELL	28.058	J. TAYLOR	1:24.783	1:25.052	
15	J. TAYLOR	11.866	J. PASSFIELD	14.208	L. MITCHELL	31.037	J. TAYLOR	28.085	L. MITCHELL	1:25.143	1:25.219	
16	T. LARGE	11.918	L. MITCHELL	14.311	T. LARGE	31.186	T. LARGE	28.136	T. LARGE	1:25.395	1:25.592	
17	M. KUHNE	12.025	N. MAHON	14.503	N. MAHON	31.383	N. MAHON	28.446	N. MAHON	1:26.492	1:26.740	
18	N. MAHON	12.160	M. KUHNE	14.687	M. KUHNE	31.541	M. KUHNE	28.498	M. KUHNE	1:26.751	1:27.021	
19	M. LONG	12.756	M. LONG	15.503	M. KUHNE	32.594	M. LONG	29.972	M. LONG	1:31.764	1:31.948	
20	J. TAYLOR	13.313	S. NICHOLSO	15.524	S. NICHOLSO	32.837	M. KUHNE	31.816	M. KUHNE	1:33.312	1:33.621	
21	M. KUHNE	13.373	M. KUHNE	15.529	J. TAYLOR	32.946	S. NICHOLSO	31.913	S. NICHOLSO	1:33.683	1:33.725	
22	S. NICHOLSO	13.409	J. TAYLOR	15.653	M. LONG	33.533	J. TAYLOR	31.957	J. TAYLOR	1:33.869	1:34.102	

\*\*\* RED FLAG WITH 7:30 REMAINING IN SESSION DUE TO CRASH AT TURN 2 INVOLVING NO. 85 (T. LYNCH). SESSION RE-STARTED FOR REMAINING TIME AFTER AIRFENCE REPAIR \*\*\*

The results are provisional until the end of the time limit for protests and appeals.

  
 Chief Timekeeper - Scott Lang

  
 Race Director - Tom Williams

  
 Clerk of Course - Paul Hinds







# Winton Motor Raceway

## Round 2 : March 12 - 14



### AUSTRALIAN SUPERSPORT CHAMPIONSHIP

#### Overall Qualifying

### PROVISIONAL MERGED CLASSIFICATION


Date: 13/03/21

Printed at: 15:07


Pos	No	Name	Machine	Event Q03	Event Q08	Fastest Lap
1	26	Tom EDWARDS (NSW) / Bikebiz / Inglis Plumbing	Yamaha YZF-R6	1:22.264	1:22.684	1:22.264
2	17	Broc PEARSON (QLD) / City2Surf Locksmith / YRD	Yamaha YZF-R6	1:22.411	1:22.271	1:22.271
3	127	Max STAUFFER (NSW) / MotoStars / RS+C / Doctor Mak / Yamaha / YRD / Motul / Pirelli	Yamaha YZF-R6	1:23.052	1:24.174	1:23.052
4	44	Tom BRAMICH (VIC) / Apex / The Bare Bird / Nolan / Ricondi	Yamaha YZF-R6	1:24.028	1:23.201	1:23.201
5	85	Ty LYNCH (SA) / Metcher Motorsport	Yamaha YZF-R6	1:23.410	1:23.703	1:23.410
6	39	Scott NICHOLSON (VIC) / Traction Control M-sport / G. Williams Motorcycle Eng. / RST Moto / KYT	Yamaha YZF-R6	1:23.497	1:23.413	1:23.413
7	86	Dallas SKEER (SA) / Penrite Oils / Barry Francis M-c / Suzuki Aust. / Stefs Transport / Nolan Helmets	Suzuki GSXR	1:23.492	1:23.799	1:23.492
8	68	Luke POWER (VIC) / PROWORX / Blayney M-c / Well Sprung M-c Suspension / Penrite Oil	Kawasaki ZX6R	1:23.874	1:23.664	1:23.664
9	308	John LYTRAS (QLD) / Caboolture Yamaha / Peregrine / AGV / TCX / Pirelli / RK / Motul / YRD	Yamaha YZF-R6	1:23.957	1:23.834	1:23.834
10	28	Jack HYDE (NSW) / SSS Developments / YRD / Yamaha Aust. / Tony Hyde / WET4U Racefairings	Yamaha YZF-R6	1:24.107	1:24.315	1:24.107
11	42	Jack PASSFIELD (NSW) / Stay Upright Rider Training / MCC Security / Dmoto / GASD Suspension	Yamaha YZF-R6	1:24.233	1:24.409	1:24.233
12	46	Aidan HAYES (NSW) / Hayes Johnston Pty Ltd / Hayes Electrical / YRD / Sheppards Diesel	Yamaha YZF-R6	1:24.504	1:24.436	1:24.436
13	61	Rhys BELLING (VIC) / LXI Racing / The Grinning Dingo / Yamaha Aust. / YRD / Trilec Services	Yamaha YZF-R6	1:25.092	1:24.577	1:24.577
14	74	Timothy LARGE (VIC) / RaceCenter / The Grinning Dingo / Ari Helmets / Coach Campbell	Yamaha YZF-R6	1:24.945	1:25.592	1:24.945
15	12	Joel TAYLOR (NSW) / JMT Civil	Yamaha YZF-R6	1:24.960	1:25.052	1:24.960
16	96	Luke MITCHELL (NSW) / JNL Racing Yamaha	Yamaha YZF-R6	1:25.716	1:25.219	1:25.219
17	10	Noel MAHON (VIC) / PROWORX / Blayney M-c / Well Sprung M-c Suspension / Penrite Oil	Kawasaki ZX6R	1:27.376	1:26.740	1:26.740
18	58	Mitchell KUHNE (QLD) / Shark Leathers / Phresh Ink / Nolan/X-Lite Helmets / TCX Boots / Liqui Moly	Yamaha YZF-R6	1:27.110	1:27.021	1:27.021
19	23	Matthew LONG (TAS) / Reds M-cycle Repairs / Michelin / Reardons Maintenance	Yamaha YZF-R6	1:34.078	1:31.948	1:31.948

\*\*\* ALL RIDERS QUALIFY \*\*\*

The results are provisional until the end of the time limit for protests and appeals.

  
 Chief Timekeeper - Scott Laing

  
 Race Director - Tom Williams

  
 Clerk of Course - Paul Hinds



[www.computime.com.au](http://www.computime.com.au)  
**COMPUTIME RACE TIMING SYSTEMS PTY LTD**





**Winton Motor Raceway**  
**Round 2 : March 12 - 14**



**MOTORSPORTS TV AUSTRALIAN SUPERSPORT CHAMPIONSHIP**  
**EVENTS 7 & 11**

**PROVISIONAL MERGED GRID SHEET**

Date: 13/03/21

Printed at: 15:07



	3 <b>127</b> M. STAUFFER 1:23.052	2 <b>17</b> B. PEARSON 1:22.271	1 <b>26</b> T. EDWARDS 1:22.264	1
6 <b>39</b> S. NICHOLSON 1:23.413	5 <b>85</b> T. LYNCH 1:23.410	4 <b>44</b> T. BRAMICH 1:23.201		2
	9 <b>308</b> J. LYTRAS 1:23.834	8 <b>68</b> L. POWER 1:23.664	7 <b>86</b> D. SKEER 1:23.492	3
12 <b>46</b> A. HAYES 1:24.436	11 <b>42</b> J. PASSFIELD 1:24.233	10 <b>28</b> J. HYDE 1:24.107		4
	15 <b>12</b> J. TAYLOR 1:24.960	14 <b>74</b> T. LARGE 1:24.945	13 <b>61</b> R. BELLING 1:24.577	5
18 <b>58</b> M. KUHNE 1:27.021	17 <b>10</b> N. MAHON 1:26.740	16 <b>96</b> L. MITCHELL 1:25.219		6
			19 <b>23</b> M. LONG 1:31.948	7

*Scott Lang*  
 Chief Timekeeper - Scott Lang

*Tom Williams*  
 Race Director - Tom Williams

*Paul Hinds*  
 Clerk of Course - Paul Hinds





# Winton Motor Raceway Round 2 : March 12 - 14



## MOTORSPORTS TV AUSTRALIAN SUPERSPORT CHAMPIONSHIP EVENTS 7 & 11

### PROVISIONAL MERGED GRID SHEET

Date: 13/03/21

Printed at: 15:07

7	19 23 M. LONG 1:31.948			
6		16 96 L. MITCHELL 1:25.219	17 10 N. MAHON 1:26.740	18 58 M. KUHNE 1:27.021
5	13 61 R. BELLING 1:24.577		14 74 T. LARGE 1:24.945	15 12 J. TAYLOR 1:24.960
4		10 28 J. HYDE 1:24.107	11 42 J. PASSFIELD 1:24.233	12 46 A. HAYES 1:24.436
3	7 86 D. SKEER 1:23.492		8 68 L. POWER 1:23.664	9 308 J. LYTRAS 1:23.834
2		4 44 T. BRAMICH 1:23.201	5 85 T. LYNCH 1:23.410	6 39 S. NICHOLSON 1:23.413
1	1 26 T. EDWARDS 1:22.264		2 17 B. PEARSON 1:22.271	3 127 M. STAUFFER 1:23.052



*Scott Lang*  
Chief Timekeeper - Scott Lang

*Tom Williams*  
Race Director - Tom Williams

*Paul Hinds*  
Clerk of Course - Paul Hinds



[www.computime.com.au](http://www.computime.com.au)  
COMPUTIME RACE TIMING SYSTEMS PTY LTD





# Winton Motor Raceway

## Round 2 : March 12 - 14



ASBK.COM.AU f t i y

### AUSTRALIAN SUPERSPORT CHAMPIONSHIP

#### Qualifying 2

Date: 13/03/21  
Event: Q08  
Weather: Mostly cloudy - Temp: 33.0C  
Track: Dry - Temp: 40.1C


Started at: 14:20:04  
Laps: 25 Min  
Starters: 19  
Printed at: 15:07

### PROVISIONAL RACE INFORMATION


Time	Description
14:20:04	Event Start
14:28:31	Rider 12 (Joel TAYLOR) CRASHED TURN 10 - RIDER UP
14:32:11	Track temps: 38.3 / Int 1 - 39.9 / Int 2 - 39.0 / Int 3 - 36.7
14:37:31	Red Flag
14:38:22	RED FLAG - CRASH TURN 2 - AIRFENCE IMPACT
14:38:53	Rider 85 (Ty LYNCH) CRASHED TURN 2 - RED FLAG - AIRFENCE IMPACT
14:39:00	Rider 85 (Ty LYNCH) CRASHED TURN 2 - RED FLAG - AIRFENCE IMPACT
14:42:39	LIKELY 10 MIN DELAY FOR AIRFENCE REPAIR / 7:30 REMAINING
14:42:54	LIKELY 10 MIN DELAY FOR AIRFENCE REPAIR / 7:30 REMAINING
14:51:12	Event Resumed
14:58:49	Chequered Flag
14:59:03	Rider 68 (Luke POWER) STOPPED TURN 8 - MECHANICAL
15:02:23	Event Finish

\*\*\* RED FLAG WITH 7:30 REMAINING IN SESSION DUE TO CRASH AT TURN 2 INVOLVING NO. 85 (T. LYNCH). SESSION RE-STARTED FOR REMAINING TIME AFTER AIRFENCE REPAIR \*\*\*


The results are provisional until the end of the time limit for protests and appeals.



Chief Timekeeper - Scott Lang



Race Director - Tom Williams



Clerk of Course - Paul Hinds



[www.computime.com.au](http://www.computime.com.au)  
COMPUTIME RACE TIMING SYSTEMS PTY LTD

